




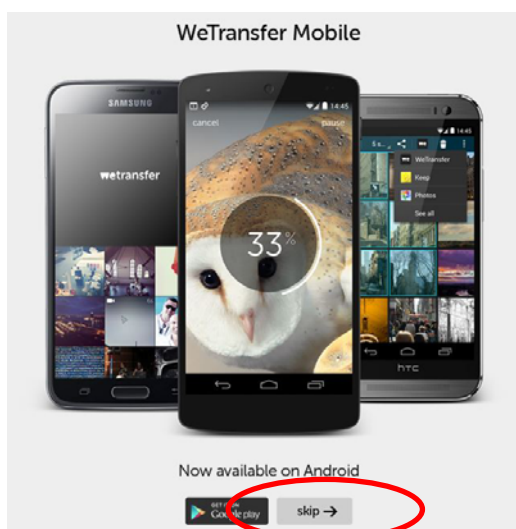
SAILING CHOICES' GUIDE TO HOW TO SEND ME PHOTOS

I always appreciate any photos you're happy for me to add to the website but sending large files by email can be difficult and shrinking them down to reduce the file size is tedious. So here's an easy way:

- 1) Go to www.WeTransfer.com. The first time you visit, you will probably get an introductory screen similar to this:

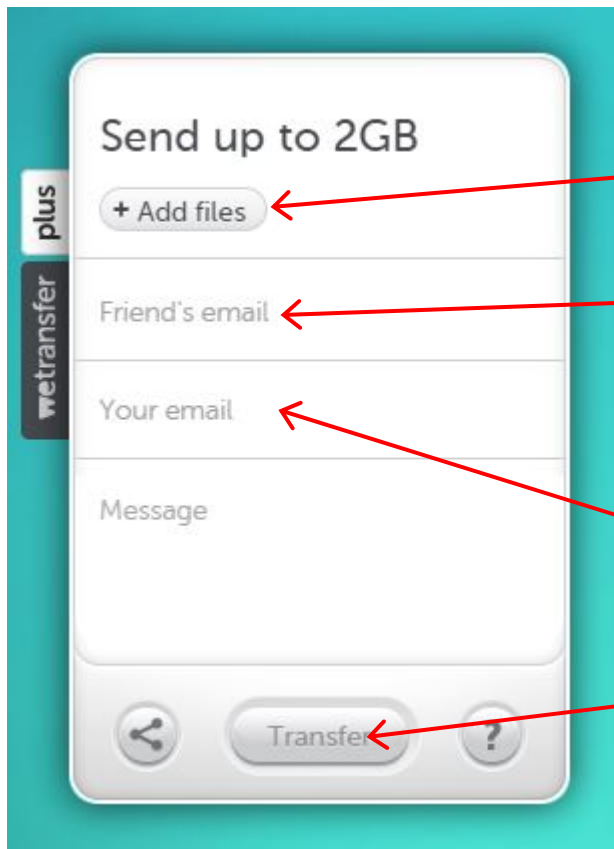


or this:



Find the "Skip" or "Take me to free" button (ringed in red above) and press it.

- 2) You'll be asked to accept the site's T's & C's (you'll be using the free standard service, not the paid for "Plus" service).
- 3) Now you can start uploading files: On the left side of the page, you'll see a box like this:



The image shows a screenshot of the Wetransfer 'plus' interface. The interface is a white box with a teal background. At the top, it says 'Send up to 2GB'. Below that is a '+ Add files' button. Underneath is a 'Friend's email' field, followed by a 'Your email' field, and then a 'Message' field. At the bottom is a 'Transfer' button. Red arrows point from text boxes on the right to these elements: the '+ Add files' button, the 'Friend's email' field, the 'Your email' field, and the 'Transfer' button.

Click here and add your pictures, just as if attaching to an email.

Add my email:
Jeremy@SailingChoices.com

Want a confirmation it worked?
Add your email address here.

Don't want to reveal your email?
Add my email address instead:
Jeremy@SailingChoices.com

Click here to start uploading

- 4) All done. You'll now see a counter – don't close the browser window until it says "Transfer complete" but you can carry on browsing in a new window, go make a coffee, whatever.

If you provided your email address you'll get a confirmation (it can take a few minutes to come through). I also get an email to tell me your photos are present. I then download them ready for adding to the website. After 7 days your pictures are automatically removed from the system.

If you can give me any clue where the pictures were taken, do drop me an email. A note of the route you took is usually all I need to identify places I don't recognise (I can use the time and date info on the pictures to match them to your route). But don't worry if you really can't remember where you went - you may find out when I add them to the website!!

Thanks so much for taking the time to help me out. Sorry I can't pay you for your pictures but it will be remembered next time you book!

Best wishes,

Jeremy